

Crystal Vision

Analogue Audio Distribution Amplifiers

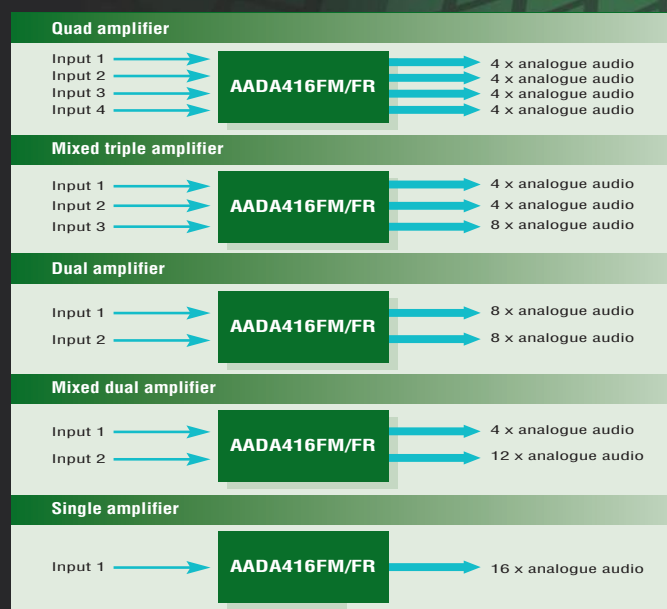
The AADA416FM and AADA416FR quad amplifiers allow the flexible distribution of analogue audio in any broadcast environment. They feature four separate audio distribution amplifiers each with an electronically balanced input and four floating outputs, with the inputs and outputs configurable in five different ways to meet your exact requirements. They will also save you rack space, with these 100mm x 266mm modules providing up to 48 DAs in a single 2U frame, making them excellent value per channel.

The AADAs allow a truly versatile configuration of inputs and outputs. The most commonly used combinations are configuring the board as a quad amplifier (four mono – or two stereo – inputs and four outputs of each), dual amplifier (two mono – or one stereo – inputs and eight outputs of each) or single amplifier (one mono input and 16 outputs). It is also possible to have a mixture of outputs, and configure the boards as either a mixed triple amplifier or mixed dual amplifier.

The AADAs have the essential low noise and distortion which allows the audio to pass through more stages of processing without a loss in quality. The balanced outputs are fully floating which makes them very robust – should one side be connected to ground, the other will double in amplitude to maintain the difference between the balanced signals, giving a correct single-ended system. Each output has an individual line driver which gives excellent isolation between them, meaning a damaged signal injected on to one of the outputs will not affect any of the others.

The AADAs can deal with analogue audio that comes from anywhere, with the ability to be configured for the different maximum operating levels that can occur over different

Configure your outputs in five different ways...



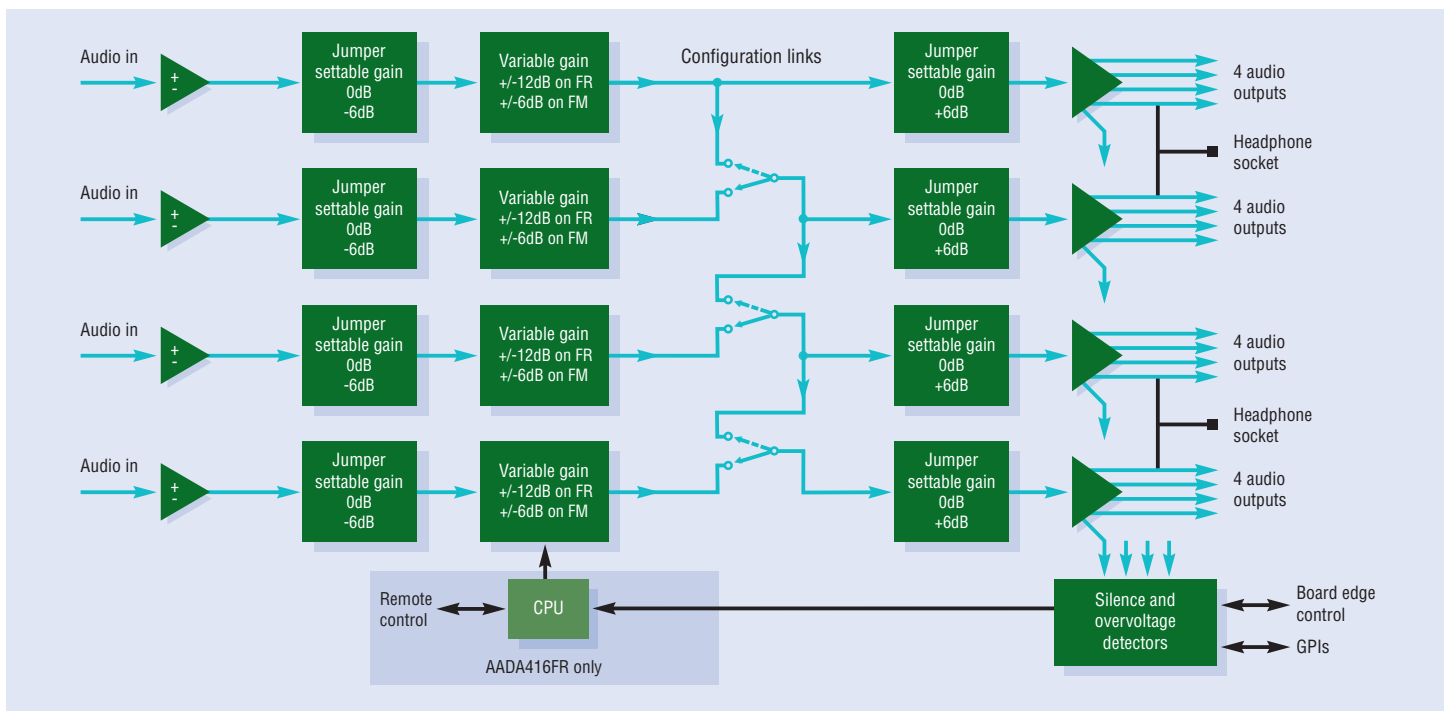
- Analogue audio distribution amplifiers, available in two versions for manual or remote control
- Flexible inputs and outputs – five different combinations
- Low noise and distortion
- Robust fully floating inputs and outputs
- Excellent isolation between outputs with individual line drivers
- Audio gain adjustment from +12dB to -12dB on AADA416FM and +18dB to -18dB on AADA416FR
- Audio silence detector for each channel
- Overvoltage detector for each channel
- Space-saving: 100mm x 266mm module allows 12 AADA in 2U (six in 1U and two in desk top box)
- Flexible remote control on AADA416FR, including PC software

geographical areas. The fixed gain settings (-6dB, 0dB or +6dB) allow you to scale the incoming audio so that it is the same relationship to your full scale level. The variable gain settings (of +/-6dB on the AADA416FM and +/-12dB on the AADA416FR) then allow you to correct for gain errors elsewhere. The AADA416FR includes an easy unity calibration mode which will force the gain adjustments to unity so that all outputs go out at the same amplitude.

A number of useful monitoring tools ensure you remain aware of exactly what's happening to your audio at all times. Each channel has an individual audio silence detector with adjustable threshold level and duration – useful for alerting you that your audio signal has failed. There is also an overvoltage detector for each channel with adjustable threshold level. Both these tools can be used with GPIs to trigger alarms. Two 3.5mm jacks are provided for local monitoring using headphones and can be used during installation or when investigating problems, allowing you to listen to the audio at various stages to check for continuity or quality.

It takes no time at all to get these analogue audio DAs configured and on air. The manual AADA416FM is operated by on-board pots and jumper links, with its economical distribution making it ideal for cost-sensitive applications. The AADA416FR can work in either manual or remote modes and is ideal where sources may be of unknown amplitudes and volume adjustments are essential – easier to do from an active front panel or the Statesman Lite or VisionWeb software than manually.

The AADAs conveniently fit in Crystal Vision's Indigo frames (available in three sizes to suit all applications) alongside any other video or audio products from the Indigo range. The audio inputs and outputs are accessed by using the RM17 frame rear module.



SPECIFICATION

MECHANICAL

Standard Crystal Vision modules
266mm x 100mm
Weight: 175g
Power consumption: 12 Watts

AUDIO INPUTS

Four mono, electronically balanced
High impedance input (>20 kohm)
Maximum level: +28dBu
Factory set default: +24dBu; 0dBFS = +18dBu or +24dBu by on board link

AUDIO OUTPUTS

16 (four per channel), electronically balanced, using RM17 frame rear module
Inputs and outputs are flexible and can be configured in five different ways
It is also possible to use unbalanced audio
Low impedance outputs: 66 ohm
Maximum level: +25dBu
Factory set default: 0dBFS = +24dBu

GAIN ADJUSTMENTS PER CHANNEL

Total adjustment:
+/-12dB (AADA416FM);
+/-18dB (AADA416FR)
Continuous adjustment: +/-6dB (AADA416FM multitrurn pot adjustment); +/-12dB in 0.5dB steps (AADA416FR multitrurn pot adjustment or remote control)
Link adjustment: +6dB, 0dB, -6dB (on board link settings)

PERFORMANCE

Signal to noise ratio (AADA416FM): >106dB,
0dB gain, 0dBFS = +24dBu (20Hz to 20kHz)
Signal to noise ratio (AADA416FR): >104dB, 0dB gain, 0dBFS = +24dBu (20Hz to 20kHz)
Frequency response: +/-0.05dB (20Hz to 20kHz)
Total Harmonic Distortion (THD): <0.003% at 1kHz, +18dBu/+24dBu

Common mode rejection: >74dB (20Hz to 20kHz)
Interchannel crosstalk: <-94dB, 10kHz (AADA416FM); <-100dB, 10kHz (AADA416FR)

SILENCE DETECTORS

Four (one per audio channel)
Set period of silence before indication from one to 120 seconds in eight second increments
Set silence threshold between -18dBu and -42dBu (factory default set to -30dBu)

OVERVOLTAGE DETECTORS

Four (one per audio channel)
Set overvoltage threshold between +6dBu and +25dBu (factory default set to +25dBu)

MONITORING AUDIO OUTPUTS

Two stereo (four mono) via two 3.5mm stereo jack sockets
Output level: 0dBFS = +10dBu

GPI INPUT LEVELS

Active pull to ground, pulled up to +5V through 10 kohm

GPI INPUTS

Two GPI inputs select silence or overvoltage or both indications on GPI outputs

GPI OUTPUT LEVELS

Electrically: Open collector transistors 30V, 330 ohm current limit resistors

GPI OUTPUTS

Four GPI outputs indicate silence/overvoltage status per channel

LED INDICATION OF:

Four LEDs (one per channel) to indicate silence/overvoltage status
Two LEDs to indicate power supply status

LOCAL CONTROL

Power rail monitoring, channel gain adjustment, silence threshold, silence time and overvoltage level set by switches at board edge. On the

AADA416FR the remote/local selection and unity gain can also be set

On board jumper links enable the AADAs to be matched to different maximum operating levels
Three jumper links can link audio channels together to provide a variety of input/output configurations

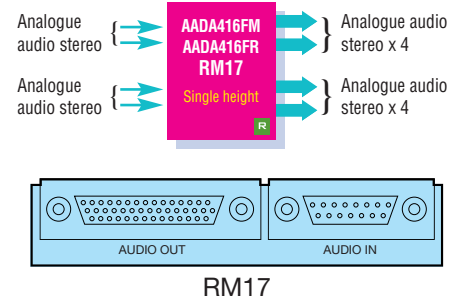
REMOTE CONTROL (AADA416FR ONLY)

Control from integrated control panel on AE frames and remote panel
Statesman Lite allows control from any PC on a network
VisionWeb Control is available via the web server on the frame and allows operation using a standard web browser on a PC or tablet

SNMP monitoring and control available as a frame option
Modes: Manual or remote (selected by switches at board edge). Remote

adjustment of audio gain, audio silence duration limit and overvoltage detection level

REAR MODULE CONNECTIONS



ORDERING INFORMATION

AADA416FM	Analogue audio distribution amplifier with manual control
AADA416FR	Analogue audio distribution amplifier with remote or manual control
Indigo 2AE	2U frame with active front panel featuring smart CPU and integrated control panel for up to 12 Crystal Vision modules
Indigo 2SE	2U frame with active front panel featuring smart CPU for up to 12 Crystal Vision modules
Indigo 1AE	1U frame with active front panel featuring smart CPU and integrated control panel for up to six Crystal Vision modules. Power supply redundancy available with Indigo 1AE-DP
Indigo 1SE	1U frame with active front panel featuring smart CPU for up to six Crystal Vision modules. Power supply redundancy available with Indigo 1SE-DP
Indigo DT	Desk top box with passive front panel for up to two Crystal Vision modules
Indigo DTSE	Desk top box with active front panel featuring smart CPU for up to two Crystal Vision modules
RM17	Single slot frame rear module. Allows maximum number of AADA416FM or AADA416FR in frame (12 in 2U, six in 1U, two in desk top box). Gives access to all audio inputs and outputs
VisionPanel	3U Ethernet remote control panel with touch screen
VisionWeb Control	VisionWeb web browser control included within frame software
SNMP	SNMP monitoring and control

Performance and features are subject to change. Figures given are typical measured values. AADA0317